

SportChamp SC2



For cleaning and maintaining sand or granulate infilled artificial turf surfaces and other fully synthetic sports surfaces

The SportChamp, the leading machine in the world market, is the solution for the maintenance of different synthetic sport surfaces within a sports facility. By the use of different attachments all synthetic sport surfaces can be cleaned and maintained according to the manufacturer's instructions and beyond that for an efficient and economic upkeep of the surface.

During weekly use, the SportChamp levels the infill material of filled surfaces with the rotary brush and eliminates contamination at the same time. Thus the infill material will be loosened and the fibre will be put upright again.

Fibres lying loosely on the turf and even well-rehearsed fine dirt will be vacuumed in a large-volume filter box during the surface maintenance by the proven extraction system. The filter unit is controlled automatically and cleaned within minutes. It will be evacuated - controlled hydraulically - quite conveniently while sitting on the driver seat.

Numerous attachments facilitate and expedite the necessary maintenance tasks. The range includes attachments for the winter services and the refilling of infill material, for the removal of leaves, the loosening of extreme compaction and the spraying of care products. The application area of the SportChamp is enlarged by additional attachments for non-infilled artificial turf, synthetic sports surfaces or sidewalks. Thereby it is the multifunctional care and maintenance machine for your sports facility.

Beside the classic, weekly maintenance tasks the SMG SportChamp can additionally carry out the annual basic and deep cleaning

Cleaning sand or granulate-infilled artificial turf

Only if a newly-laid artificial turf surface is regularly cleared of dirt from the first day onwards, it will continue to allow surface water to drain away. This necessary cleaning procedure also hinders the growth of moss and algae and so preserves the artificial turf's physiological characteristics. Depending on the condition of the surface and how dirty it has become, either the trailing brush combined with the suction turbine for fine dirt particles is used, or the rotating brush for coarser particles and air-borne dirt. Since the appliances are attached at the front every corner is cleaned and the specially strewn material is immediately replaced.

Cleaning fully synthetic turf


These sports surfaces are exposed to the same influences as sand or granulate-infilled artificial turf: weather and continual use adversely affect the quality of the material. The SportChamp, with the contra-rotating brush unit and its hydraulically operated sweepers will keep your fully synthetic turf in absolutely first-class condition. Only the SportChamp's contra-rotating brushes are capable of straightening out the crushed fibres in no time at all. The powerful suction turbine, in conjunction with the brushes, picks up the dirt in an environmentally-friendly process and deposits it in the large filter box. Fully artificial turf surfaces are regularly sprayed with water that is retained for a long time and this creates ground conditions that present conventional brush and suction appliances with insoluble problems.

But not the SportChamp – the only cleaning machine for synthetic surfaces with an interchangeable filter system! With this machine it is possible to clean wet playing areas without it being necessary to reduce the suction power or switch the turbine off altogether. Regularly cleaned with the SportChamp, your artificial turf will fulfill all the requirements for a top class playing surface. SportChamp: no dirt, no dust, no bits of felt and you will always have a well-maintained surface on which the balls roll true!

Easily accessible machine elements simplify the service work and reduce the time required to a minimum, so you always have a maintenance machine ready for use - and therefore an optimal surface. The hydrostatic drive and lifting mechanisms facilitate the work of the personnel using it. That is the way maintenance is fun. The machine is constructed in a way that it adapts exactly to the surface pressure required for synthetic surfaces. The SportChamp can be used on surfaces with unbounded base layers and even driving across the rain drains is possible.



SportChamp SC2



Practical coupling system for mounting all attachments without tools



Clearly arranged display – easy to operate



SportChamp SC2B/D:
Hydraulic lifting for tipping the filter box



Tires specially for use on grassy surfaces ensure low pressure on the ground



SportChamp SC2D 4HL:
hydraulic high-level emptying up to 2.000 mm



The vibrating screen separates dirt from the infill and spreads the infill on the artificial turf again at the same time

Chassis	Laser-cut steel frame construction, plastic-coated
Drive	SC2B: 3-cylinder petrol engine, water cooled / 18.5 kW (25 HP) SC2BL: 2-cylinder petrol engine, air cooled / 17 kW (22 HP) SC2D / SC2D 4HL: 3-cylinder-Diesel engine, water cooled / 18.5 kW (25 HP)
Gearing	Hydrostatic, speed up to 10 km/h Hydraulic lifting device for accessory attachments and filter box; Differential lock
Capacity of Tank	c. 20 liters
Brush working width	according to brush: 900 - 1.600 mm
Filter box capacity	with filter unit for dry surfaces: c. 150 liters with special filter sieve: c. 400 liters
Weight	from c. 680 kg
Dimensions	SC2: L 2.300 x W 1.050 x H 1.500 mm

Subject to technical alterations

Recommended accessories for SportChamp SC2




FloorTest FT50
Page 87



Leaves blower
Page 86




Gloves
Page 89



Hearing protector
Page 89



Safety glasses
Page 89



Dust mask
Page 89

SportChamp SC2



Rotating brush device



Rigid brush device



Opposed brush



Sand / Rubber spreading device



Foliage vacuum device



Decompacting brush



Sweeping brush device



Opposed brush



Vacuum hose device



Spray device



Snow blower device



Snow plow